



LIMITED REVIEW REPORT OF UNAUDITED FINANCIAL RESULTS OF ACME RESOURCES LIMITED FOR THE QUARTER AND NINE MONTH ENDED DECEMBER 31, 2014


To the Board of Directors of ACME Resources Limited

We have reviewed the accompanying unaudited financial results of ACME Resources Limited having its registered office at 166, Cotton Street, 1st Floor, Post Bada Bazar, Kolkata-700007, for the Quarter and Nine Month ended December 31, 2014 pursuant to the requirement of clause 41 of the Listing Agreement issued by the Securities and Exchange Board of India and except for the disclosures regarding 'Public Shareholding' and 'Promoter and Promoter Group' which have been traced from disclosures made by the management and have not been reviewed by us. This statement is the responsibility of the Company's management and has been approved by the Board of Directors on 4th February, 2015. Our responsibility is to issue a report on these financial statements based on our review.

We conducted our review in accordance with the Standard on Review Engagements (SRE) 2410 – "Review of Interim Financial Information performed by the Independent Auditor of the Entity" issued by the Institute of Chartered Accountants of India. This Standard requires that we plan and perform the review to obtain moderate assurance as to whether the financial results are free from material misstatement. A review is limited primarily to inquire of company personnel and analytical procedures applied to financial data and thus provides less assurance than an audit. We have not performed an audit and accordingly we do not express an audit opinion.

Based on our review conducted as above, nothing has come to our attention that causes us to believe that the accompanying statement of unaudited financial results prepared in accordance with the applicable accounting standards and other recognized practices and policies has not disclosed the information required to be disclosed in terms of Clause 41 of the listing Agreement including the manner in which it is to be disclosed, or that it contains any material misstatement.

For T.R. Chadha & Co.
(Firm Regn. No. 006711N)
Chartered Accountants



(Neena Goel)

Partner

M. No. 057986

Place: New Delhi

Date: 4th February, 2015

PART - I

Statement of Standalone Financial Results for the Quarter and Nine Months ended December 31, 2014

(Rs. in Lakhs)

Sr. No.	Particulars	Standalone					
		Quarter Ended			Nine Months Ended		Year Ended
		31/12/2014 (Unaudited)	30/09/2014 (Unaudited)	31/12/2013 (Unaudited)	31/12/2014 (Unaudited)	31/12/2013 (Unaudited)	31/03/2014 (Audited)
1	Income from operations						
	(a) Net sales/ income from operations-Refer Note No.5	552.22	585.77	612.99	1,741.43	1,531.00	2,779.92
	(b) Other operating income	-	-	-	-	-	-
	Total income from operations	552.22	585.77	612.99	1,741.43	1,531.00	2,779.92
2	Expenses						
	(a) (Increase)/Decrease in Stock in trade	(292.13)	(116.54)	(16.14)	(393.19)	(20.79)	670.45
	(b) Purchases of Stock-in-trade	333.37	116.54	103.79	461.06	103.79	103.79
	(c) Constuction Cost on Property	-	-	-	-	52.62	52.62
	(d) Employee benefits expense	25.27	19.88	19.96	64.05	59.81	79.74
	(e) Depreciation and amortisation expense	2.44	2.45	3.33	7.37	9.99	13.32
	(f) Provisions on NPA	97.95	2.58	4.64	103.75	37.50	36.47
	(g) Other expenses	17.79	12.28	6.09	58.00	27.75	60.62
	Total expenses	184.69	37.19	121.67	301.04	270.67	1,017.01
3	Profit from operations before other income, finance costs and exceptional items (1-2)	367.53	548.58	491.32	1,440.39	1,260.33	1,762.91
4	Other Income	11.75	12.17	1.56	27.40	14.74	57.97
5	Profit from ordinary activities before finance costs and exceptional items (3+4)	379.28	560.75	492.88	1467.79	1275.07	1820.88
6	Finance costs	232.61	225.41	177.11	654.58	486.10	676.23
7	Profit from ordinary activities after finance costs but before exceptional items (5-6)	146.67	335.34	315.77	813.21	788.97	1144.65
8	Exceptional items	-	-	-	-	-	-
9	Profit from ordinary activities before tax(7-8)	146.67	335.34	315.77	813.21	788.97	1,144.65
10	Tax expense (including Deferred Tax)	98.79	111.79	103.03	319.10	263.97	367.20
11	Net Profit from ordinary activities after tax (9-10)	47.88	223.55	212.74	494.11	525.00	777.45
12	Provision and Contingencies	9.57	44.71	42.55	98.82	105.00	155.49
13	Net Profit for the period (11-12)	38.31	178.84	170.19	395.29	420.00	621.96
14	Share of profit / (loss) of associates	-	-	-	-	-	-
15	Minority interest	-	-	-	-	-	-
16	Net Profit / (Loss) after taxes, minority interest and share of profit / (loss) of associates (13 ± 14 ± 15)	38.31	178.84	170.19	395.29	420.00	621.96
17	Paid-up equity share capital (Face Value of Rs. 10 per Share)	2,574.40	2,574.40	2,574.40	2,574.40	2,574.40	2,574.40
18	Reserves (excluding Revaluation Reserves)	-	-	-	-	-	3,912.76
19.i	Earnings per share (before extraordinary items) (Not annualised)						
	(a) Basic (Rs.)	0.19	0.87	0.83	1.92	2.04	3.02
	(b) Diluted (Rs.)	0.19	0.87	0.83	1.92	2.04	3.02
19.ii	Earnings per share (after extraordinary items) (Not annualised)						
	(a) Basic (Rs.)	0.19	0.87	0.83	1.92	2.04	3.02
	(b) Diluted (Rs.)	0.19	0.87	0.83	1.92	2.04	3.02

PART II

Select Information for the Quarter and Nine Months ended as on December 31, 2014


Sr. No.	Particulars	Standalone					
		Quarter Ended			Nine Month Ended		Year Ended
		31/12/2014	30/09/2014	31/12/2013	31/12/2014	31/12/2013	31/03/2014 (Audited)
A	PARTICULARS OF SHAREHOLDING						
1	Public shareholding						
	- Number of shares	68,86,956	68,86,956	68,86,956	68,86,956	68,86,956	68,86,956
	- Percentage of shareholding	26.75	26.75	26.75	26.75	26.75	26.75
2	Promoters and Promoter Group Shareholding						
	a) Pledged / Encumbered						
	- Number of shares	NIL	NIL	NIL	NIL	NIL	NIL
	- Percentage of shares (as a % of the total shareholding of promoter and promoter group)	NIL	NIL	NIL	NIL	NIL	NIL
	- Percentage of shares (as a % of the total share capital of the company)	NIL	NIL	NIL	NIL	NIL	NIL
	b) Non - encumbered						
	- Number of shares	1,88,57,044	1,88,57,044	1,88,57,044	1,88,57,044	1,88,57,044	1,88,57,044
	- Percentage of shares (as a % of the total shareholding of the Promoter and Promoter group)	100	100	100	100	100	100
	- Percentage of shares (as a % of the total share capital of the company)	73.25	73.25	73.25	73.25	73.25	73.25

Particulars	Quarter ended (31-12-2014)
B INVESTOR COMPLAINTS	
Pending at the beginning of the quarter	Nil
Received during the quarter	Nil
Disposed of during the quarter	Nil
Remaining unresolved at the end of the quarter	Nil

For ACME RESOURCES LTD.



Director




Audited Segment Wise Revenue, Results and Capital Employed For the Quarter and Nine Months Ended December 31, 2014

(Rs. In Lakhs)

Sr. No.	Particulars	Quarter Ended			Nine Month Ended		Year Ended
		31/12/2014	30/09/2014	31/12/2013	31/12/2014	31/12/2013	31/03/2014
		(Unaudited)	(Unaudited)	(Unaudited)	(Unaudited)	(Unaudited)	(Audited)
1	Segment Revenue:						
	(a) NBFC Business	502.22	585.77	512.29	1656.29	1378.3	1937.21
	(b) Property Trading	50.00	-	100.70	85.14	152.70	842.71
	(c) Others	11.75	12.17	1.56	27.40	14.74	57.97
	Total Income	563.97	597.94	614.55	1768.83	1545.74	2837.89
2	Segment Results (Profit before tax and interest from each segment)						
	(a) NBFC Business	126.16	323.17	301.15	768.55	757.15	1070.81
	(b) Property Trading	8.76	-	13.06	17.26	17.08	15.85
	(c) Others	11.75	12.17	1.56	27.40	14.74	57.97
	Total Profit Before Tax	146.67	335.34	315.77	813.21	788.97	1144.63
3	Capital Employed (Segment Assets-Segment Liabilities)						
	(a) NBFC Business	3772.74	4615.31	2,962.61	3772.74	2962.61	4256.77
	(b) Property Trading	1547.34	1203.76	1,723.31	1547.34	1723.31	1157.15
	(c) Unallocated	1661.12	1114.33	1,548.80	1661.12	1548.80	1073.24
	Total Capital Employed	6981.20	6933.40	6,234.72	6981.20	6234.72	6487.16

- 1 The working results for the Quarter ended December 31, 2014 have been arrived at after considering provisions for Non-Performing and Standard Assets as per Reserve Bank of India guidelines, provision for taxes and other necessary provisions.
- 2 The company has not declared any dividend for the Quarter ended on 31st December 2014.
- 3 NBFC Business is representing the financing business and property trading represents sales/purchase of properties.
- 4 The above results have been reviewed by the audit committee and approved by the Board of Directors in their meeting held on 04/02/2015. The above results pertain to Acme Resources Limited on Standalone basis.
- 5 Sales/Income from operations includes sales of property and shares & corresponding purchases are included in purchase of stock-in-trade.
- 6 Previous year figures have been regrouped wherever necessary to conform to the current period presentation.



For ACME RESOURCES LTD.

Director

Managing Director

Date : 04/02/2015